



Location: CMA1b - Harbour Grand Hotel Boundary Wall

Report on 24-hour TSP monitoring

Action Level ($\mu\text{g}/\text{m}^3$) - 176.7

Limit Level ($\mu\text{g}/\text{m}^3$) - 260

Date	Sampling Time	Weather Condition	Filter paper no.	Filter Weight, g		Elapse Time, hr		Sampling Time, hr	Flow Rate, m^3/min			Total Volume, m^3	TSP Level, $\mu\text{g}/\text{m}^3$
				Initial	Final	Initial	Final		Initial, Q_{si}	Final, Q_{sf}	Average		
27-May-20	08:00	Cloudy	CMA1b_24hr_003905	2.7602	2.8537	15583.43	15607.43	24.00	1.13	1.13	1.13	1621	57.7
02-Jun-20	08:00	Cloudy	CMA1b_24hr_004631	2.6887	2.7256	15610.43	15634.43	24.00	1.10	1.10	1.10	1582	23.3
08-Jun-20	08:00	Rainy	CMA1b_24hr_004672	2.6674	2.7272	15637.43	15661.43	24.00	1.08	1.08	1.08	1559	38.4
13-Jun-20	08:00	Rainy	CMA1b_24hr_004698	2.6804	2.7278	15664.43	15688.43	24.00	1.08	1.08	1.08	1559	30.4
19-Jun-20	08:00	Cloudy	CMA1b_24hr_003942	2.7525	2.8048	15691.43	15715.43	24.00	1.08	1.08	1.08	1558	33.6
24-Jun-20	08:00	Rainy	CMA1b_24hr_004831	2.6161	2.6885	15718.43	15742.43	24.00	1.09	1.09	1.09	1575	46.0

Report on 1-hour TSP monitoring

Action Level ($\mu\text{g}/\text{m}^3$) - 320.1

Limit Level ($\mu\text{g}/\text{m}^3$) - 500

Date	Sampling Time	Weather Condition	Filter paper no.	Filter Weight, g		Elapse Time, hr		Sampling Time, hr	Flow Rate, m^3/min			Total Volume, m^3	TSP Level, $\mu\text{g}/\text{m}^3$
				Initial	Final	Initial	Final		Initial, Q_{si}	Final, Q_{sf}	Average		
28-May-20	08:10	Cloudy	CMA1b_1hr_1_004515	2.6041	2.6078	15607.43	15608.43	1.00	1.13	1.13	1.13	68	54.7
28-May-20	09:12	Cloudy	CMA1b_1hr_2_004514	2.5990	2.6033	15608.43	15609.43	1.00	1.13	1.13	1.13	68	63.6
28-May-20	10:14	Cloudy	CMA1b_1hr_3_002391	2.6883	2.6923	15609.43	15610.43	1.00	1.13	1.13	1.13	68	59.2
03-Jun-20	08:15	Cloudy	CMA1b_1hr_1_002508	2.6333	2.6357	15634.43	15635.43	1.00	1.10	1.10	1.10	66	36.4
03-Jun-20	09:17	Cloudy	CMA1b_1hr_2_002509	2.6418	2.6445	15635.43	15636.43	1.00	1.10	1.10	1.10	66	40.9
03-Jun-20	10:19	Cloudy	CMA1b_1hr_3_002510	2.6295	2.6327	15636.43	15637.43	1.00	1.10	1.10	1.10	66	48.5
09-Jun-20	08:10	Cloudy	CMA1b_1hr_1_004665	2.6795	2.6808	15661.43	15662.43	1.00	1.08	1.08	1.08	65	20.0
09-Jun-20	09:12	Cloudy	CMA1b_1hr_2_004666	2.6653	2.6667	15662.43	15663.43	1.00	1.08	1.08	1.08	65	21.6
09-Jun-20	10:15	Cloudy	CMA1b_1hr_3_004667	2.6708	2.6734	15663.43	15664.43	1.00	1.08	1.08	1.08	65	40.0
15-Jun-20	08:05	Cloudy	CMA1b_1hr_1_002514	2.6555	2.6582	15688.43	15689.43	1.00	1.08	1.08	1.08	65	41.5
15-Jun-20	09:07	Cloudy	CMA1b_1hr_2_002515	2.6447	2.6471	15689.43	15690.43	1.00	1.08	1.08	1.08	65	36.9
15-Jun-20	10:09	Cloudy	CMA1b_1hr_3_002516	2.6482	2.6507	15690.43	15691.43	1.00	1.08	1.08	1.08	65	38.4
20-Jun-20	08:16	Cloudy	CMA1b_1hr_1_002520	2.6618	2.6657	15715.43	15716.43	1.00	1.08	1.08	1.08	65	60.1
20-Jun-20	09:18	Cloudy	CMA1b_1hr_2_002595	2.6493	2.6530	15716.43	15717.43	1.00	1.08	1.08	1.08	65	57.0
20-Jun-20	10:20	Cloudy	CMA1b_1hr_3_002596	2.6400	2.6434	15717.43	15718.43	1.00	1.08	1.08	1.08	65	52.4
26-Jun-20	08:20	Rainy	CMA1b_1hr_1_004829	2.6114	2.6141	15742.43	15743.43	1.00	1.09	1.09	1.09	65	41.2
26-Jun-20	09:23	Rainy	CMA1b_1hr_2_004828	2.6265	2.6289	15743.43	15744.43	1.00	1.09	1.09	1.09	65	36.6
26-Jun-20	10:25	Rainy	CMA1b_1hr_3_004824	2.5910	2.5957	15744.43	15745.43	1.00	1.09	1.09	1.09	65	71.8



Location: CMA2a - Causeway Bay Community Centre

Report on 24-hour TSP monitoring
Action Level ($\mu\text{g}/\text{m}^3$) - 169.5
Limit Level ($\mu\text{g}/\text{m}^3$) - 260

Date	Sampling Time	Weather Condition	Filter paper no.	Filter Weight, g		Elapse Time, hr		Sampling Time, hr	Flow Rate, m^3/min			Total Volume, m^3	TSP Level, $\mu\text{g}/\text{m}^3$
				Initial	Final	Initial	Final		Initial, Q_{si}	Final, Q_{sf}	Average		
27-May-20	08:00	Cloudy	CMA2a 24hr 003851	2.6634	2.7665	2076.71	2100.71	24.00	1.13	1.13	1.13	1625	63.5
02-Jun-20	08:00	Cloudy	CMA2a 24hr 004630	2.6891	2.7372	2103.71	2127.71	24.00	1.15	1.15	1.15	1658	29.0
08-Jun-20	08:00	Rainy	CMA2a 24hr 004671	2.6666	2.7313	2130.71	2154.71	24.00	1.13	1.13	1.13	1634	39.6
13-Jun-20	08:00	Rainy	CMA2a 24hr 004697	2.6876	2.7448	2157.71	2181.71	24.00	1.13	1.14	1.13	1634	35.0
19-Jun-20	08:00	Cloudy	CMA2a 24hr 003941	2.7699	2.8242	2184.71	2208.71	24.00	1.13	1.13	1.13	1633	33.2
24-Jun-20	08:00	Rainy	CMA2a 24hr 004830	2.6109	2.6716	2211.71	2235.71	24.00	1.15	1.15	1.15	1650	36.8

Report on 1-hour TSP monitoring
Action Level ($\mu\text{g}/\text{m}^3$) - 323.4
Limit Level ($\mu\text{g}/\text{m}^3$) - 500

Date	Sampling Time	Weather Condition	Filter paper no.	Filter Weight, g		Elapse Time, hr		Sampling Time, hr	Flow Rate, m^3/min			Total Volume, m^3	TSP Level, $\mu\text{g}/\text{m}^3$
				Initial	Final	Initial	Final		Initial, Q_{si}	Final, Q_{sf}	Average		
28-May-20	08:05	Cloudy	CMA2a 1hr 1 004594	2.6173	2.6199	2100.71	2101.71	1.00	1.13	1.13	1.13	68	38.4
28-May-20	09:07	Cloudy	CMA2a 1hr 2 004200	2.6590	2.6624	2101.71	2102.71	1.00	1.13	1.13	1.13	68	50.2
28-May-20	10:10	Cloudy	CMA2a 1hr 3 004519	2.6336	2.6380	2102.71	2103.71	1.00	1.13	1.13	1.13	68	65.0
03-Jun-20	08:10	Cloudy	CMA2a 1hr 1 002511	2.6529	2.6554	2127.71	2128.71	1.00	1.15	1.15	1.15	69	36.2
03-Jun-20	09:12	Cloudy	CMA2a 1hr 2 002512	2.6663	2.6686	2128.71	2129.71	1.00	1.15	1.15	1.15	69	33.3
03-Jun-20	10:14	Cloudy	CMA2a 1hr 3 002513	2.6552	2.6596	2129.71	2130.71	1.00	1.15	1.15	1.15	69	63.6
09-Jun-20	08:05	Cloudy	CMA2a 1hr 1 004668	2.6747	2.6767	2154.71	2155.71	1.00	1.13	1.13	1.13	68	29.4
09-Jun-20	09:07	Cloudy	CMA2a 1hr 2 004669	2.6717	2.6743	2155.71	2156.71	1.00	1.13	1.13	1.13	68	38.2
09-Jun-20	10:10	Cloudy	CMA2a 1hr 3 004670	2.6460	2.6487	2156.71	2157.71	1.00	1.13	1.13	1.13	68	39.7
15-Jun-20	08:10	Cloudy	CMA2a 1hr 1 002517	2.6493	2.6520	2181.71	2182.71	1.00	1.14	1.14	1.14	68	39.6
15-Jun-20	09:12	Cloudy	CMA2a 1hr 2 002518	2.6599	2.6622	2182.71	2183.71	1.00	1.14	1.14	1.14	68	33.7
15-Jun-20	10:15	Cloudy	CMA2a 1hr 3 002519	2.6432	2.6459	2183.71	2184.71	1.00	1.14	1.14	1.14	68	39.6
20-Jun-20	08:10	Cloudy	CMA2a 1hr 1 002597	2.6577	2.6609	2208.71	2209.71	1.00	1.13	1.13	1.13	68	47.0
20-Jun-20	09:12	Cloudy	CMA2a 1hr 2 002598	2.6668	2.6707	2209.71	2210.71	1.00	1.13	1.13	1.13	68	57.3
20-Jun-20	10:14	Cloudy	CMA2a 1hr 3 002599	2.6620	2.6648	2210.71	2211.71	1.00	1.13	1.13	1.13	68	41.2
26-Jun-20	08:13	Rainy	CMA2a 1hr 1 004825	2.6258	2.6271	2235.71	2236.71	1.00	1.14	1.14	1.14	69	18.9
26-Jun-20	09:15	Rainy	CMA2a 1hr 2 004826	2.6250	2.6268	2236.71	2237.71	1.00	1.14	1.14	1.14	69	26.2
26-Jun-20	10:17	Rainy	CMA2a 1hr 3 002600	2.6675	2.6706	2237.71	2238.71	1.00	1.14	1.14	1.14	69	45.2



Location: CMA3a - CWB PRE Site Office Area

Report on 24-hour TSP monitoring
Action Level ($\mu\text{g}/\text{m}^3$) - 171
Limit Level ($\mu\text{g}/\text{m}^3$) - 260

Date	Sampling Time	Weather Condition	Filter paper no.	Filter Weight, g		Elapse Time, hr		Sampling Time, hr	Flow Rate, m^3/min			Total Volume, m^3	TSP Level, $\mu\text{g}/\text{m}^3$
				Initial	Final	Initial	Final		Initial, Q_{si}	Final, Q_{sf}	Average		
27-May-20	08:00	Cloudy	CMA3a 24hr_004511	2.6022	2.6860	12416.19	12440.19	24.00	1.14	1.14	1.14	1638	51.2
02-Jun-20	08:00	Cloudy	CMA3a 24hr_003502	2.7047	2.7427	12443.19	12467.19	24.00	1.19	1.19	1.19	1713	22.2
08-Jun-20	08:00	Rainy	CMA3a 24hr_004663	2.6710	2.7277	12470.19	12494.19	24.00	1.18	1.18	1.18	1698	33.4
13-Jun-20	08:00	Rainy	CMA3a 24hr_004695	2.7132	2.7605	12497.19	12521.19	24.00	1.18	1.18	1.18	1698	27.9
19-Jun-20	08:00	Cloudy	CMA3a 24hr_003943	2.7433	2.7713	12524.19	12548.19	24.00	1.18	1.18	1.18	1698	16.5
24-Jun-20	08:00	Rainy	CMA3a 24hr_004822	2.6266	2.6705	12552.19	12576.19	24.00	1.19	1.19	1.19	1708	25.7

Report on 1-hour TSP monitoring
Action Level ($\mu\text{g}/\text{m}^3$) - 311.3
Limit Level ($\mu\text{g}/\text{m}^3$) - 500

Date	Sampling Time	Weather Condition	Filter paper no.	Filter Weight, g		Elapse Time, hr		Sampling Time, hr	Flow Rate, m^3/min			Total Volume, m^3	TSP Level, $\mu\text{g}/\text{m}^3$
				Initial	Final	Initial	Final		Initial, Q_{si}	Final, Q_{sf}	Average		
28-May-20	08:50	Cloudy	CMA3a 1hr_1_004152	2.6893	2.6940	12440.19	12441.19	1.00	1.14	1.14	1.14	68	68.8
28-May-20	09:52	Cloudy	CMA3a 1hr_2_004154	2.6824	2.6878	12441.19	12442.19	1.00	1.14	1.14	1.14	68	79.1
28-May-20	10:54	Cloudy	CMA3a 1hr_3_003501	2.7250	2.7311	12442.19	12443.19	1.00	1.14	1.14	1.14	68	89.3
03-Jun-20	09:22	Cloudy	CMA3a 1hr_1_004647	2.6630	2.6655	12467.19	12468.19	1.00	1.19	1.19	1.19	71	35.0
03-Jun-20	10:23	Cloudy	CMA3a 1hr_2_004651	2.6662	2.6677	12468.19	12469.19	1.00	1.19	1.19	1.19	71	21.0
03-Jun-20	13:00	Cloudy	CMA3a 1hr_3_004659	2.6817	2.6849	12469.19	12470.19	1.00	1.19	1.19	1.19	71	44.8
09-Jun-20	09:15	Cloudy	CMA3a 1hr_1_003966	2.7473	2.7511	12494.19	12495.19	1.00	1.18	1.18	1.18	71	53.7
09-Jun-20	10:17	Cloudy	CMA3a 1hr_2_003961	2.7642	2.7676	12495.19	12496.19	1.00	1.18	1.18	1.18	71	48.1
09-Jun-20	13:00	Cloudy	CMA3a 1hr_3_004692	2.6975	2.6991	12496.19	12497.19	1.00	1.18	1.18	1.18	71	22.6
15-Jun-20	09:50	Cloudy	CMA3a 1hr_1_003988	2.7586	2.7628	12521.19	12522.19	1.00	1.18	1.18	1.18	71	59.3
15-Jun-20	10:52	Cloudy	CMA3a 1hr_2_003978	2.7677	2.7703	12522.19	12523.19	1.00	1.18	1.18	1.18	71	36.7
15-Jun-20	13:00	Cloudy	CMA3a 1hr_3_003948	2.7561	2.7580	12523.19	12524.19	1.00	1.18	1.18	1.18	71	26.8
20-Jun-20	08:45	Cloudy	CMA3a 1hr_1_004813	2.6201	2.6213	12548.19	12549.19	1.00	1.18	1.18	1.18	71	17.0
20-Jun-20	09:47	Cloudy	CMA3a 1hr_2_004817	2.6485	2.6497	12549.19	12550.19	1.00	1.18	1.18	1.18	71	17.0
20-Jun-20	10:49	Cloudy	CMA3a 1hr_3_004819	2.6409	2.6423	12550.19	12551.19	1.00	1.18	1.18	1.18	71	19.8
26-Jun-20	08:37	Rainy	CMA3a 1hr_1_004848	2.6003	2.6023	12576.19	12577.19	1.00	1.19	1.18	1.19	71	28.1
26-Jun-20	09:39	Rainy	CMA3a 1hr_2_004850	2.6262	2.6290	12577.19	12578.19	1.00	1.19	1.18	1.19	71	39.4
26-Jun-20	13:00	Rainy	CMA3a 1hr_3_003917	2.7453	2.7499	12578.19	12579.19	1.00	1.19	1.18	1.19	71	64.7



Location: CMA4a - SPCA

Report on 24-hour TSP monitoring

Action Level ($\mu\text{g}/\text{m}^3$) - 171.2
 Limit Level ($\mu\text{g}/\text{m}^3$) - 260

Date	Sampling Time	Weather Condition	Filter paper no.	Filter Weight, g		Elapse Time, hr		Sampling Time, hr	Flow Rate, m^3/min			Total Volume, m^3	TSP Level, $\mu\text{g}/\text{m}^3$
				Initial	Final	Initial	Final		Initial, Q_{si}	Final, Q_{sf}	Average		
27-May-20	08:00	Cloudy	CMA4a 24hr 004512	2.6178	2.6969	29375.44	29399.44	24.00	1.15	1.15	1.15	1661	47.6
02-Jun-20	08:00	Cloudy	CMA4a 24hr 002507	2.6549	2.6893	29402.44	29426.44	24.00	1.14	1.14	1.14	1646	20.9
08-Jun-20	08:00	Rainy	CMA4a 24hr 004664	2.6745	2.7331	29429.44	29453.44	24.00	1.13	1.13	1.13	1626	36.0
13-Jun-20	08:00	Rainy	CMA4a 24hr 004696	2.6880	2.7334	29456.44	29480.44	24.00	1.13	1.13	1.13	1626	27.9
19-Jun-20	08:00	Cloudy	CMA4a 24hr 003975	2.7814	2.8103	29483.44	29507.44	24.00	1.13	1.13	1.13	1626	17.8
24-Jun-20	08:00	Rainy	CMA4a 24hr 004823	2.6156	2.6593	29510.44	29534.44	24.00	1.14	1.14	1.14	1640	26.7

Report on 1-hour TSP monitoring

Action Level ($\mu\text{g}/\text{m}^3$) - 312.5
 Limit Level ($\mu\text{g}/\text{m}^3$) - 500

Date	Sampling Time	Weather Condition	Filter paper no.	Filter Weight, g		Elapse Time, hr		Sampling Time, hr	Flow Rate, m^3/min			Total Volume, m^3	TSP Level, $\mu\text{g}/\text{m}^3$
				Initial	Final	Initial	Final		Initial, Q_{si}	Final, Q_{sf}	Average		
28-May-20	08:30	Cloudy	CMA4a 1hr 1 004153	2.6994	2.7033	29399.44	29400.44	1.00	1.15	1.15	1.15	69	56.3
28-May-20	09:32	Cloudy	CMA4a 1hr 2 002506	2.6554	2.6605	29400.44	29401.44	1.00	1.15	1.15	1.15	69	73.7
28-May-20	10:34	Cloudy	CMA4a 1hr 3 002505	2.6459	2.6516	29401.44	29402.44	1.00	1.15	1.15	1.15	69	82.3
03-Jun-20	09:30	Cloudy	CMA4a 1hr 1 004646	2.6725	2.6743	29426.44	29427.44	1.00	1.14	1.14	1.14	69	26.2
03-Jun-20	10:31	Cloudy	CMA4a 1hr 2 004652	2.6977	2.6992	29427.44	29428.44	1.00	1.14	1.14	1.14	69	21.9
03-Jun-20	13:00	Cloudy	CMA4a 1hr 3 004660	2.6596	2.6622	29428.44	29429.44	1.00	1.14	1.14	1.14	69	37.9
09-Jun-20	09:27	Cloudy	CMA4a 1hr 1 003964	2.7608	2.7635	29453.44	29454.44	1.00	1.13	1.13	1.13	68	39.8
09-Jun-20	10:29	Cloudy	CMA4a 1hr 2 004688	2.6895	2.6908	29454.44	29455.44	1.00	1.13	1.13	1.13	68	19.2
09-Jun-20	13:00	Cloudy	CMA4a 1hr 3 004693	2.6819	2.6833	29455.44	29456.44	1.00	1.13	1.13	1.13	68	20.7
15-Jun-20	09:55	Cloudy	CMA4a 1hr 1 003982	2.7617	2.7674	29480.44	29481.44	1.00	1.13	1.13	1.13	68	84.0
15-Jun-20	10:57	Cloudy	CMA4a 1hr 2 003976	2.7785	2.7819	29481.44	29482.44	1.00	1.13	1.13	1.13	68	50.1
15-Jun-20	13:00	Cloudy	CMA4a 1hr 3 003946	2.7427	2.7444	29482.44	29483.44	1.00	1.13	1.13	1.13	68	25.1
20-Jun-20	08:53	Cloudy	CMA4a 1hr 1 004814	2.6347	2.6368	29507.44	29508.44	1.00	1.13	1.13	1.13	68	31.0
20-Jun-20	09:55	Cloudy	CMA4a 1hr 2 004816	2.6587	2.6604	29508.44	29509.44	1.00	1.13	1.13	1.13	68	25.1
20-Jun-20	10:57	Cloudy	CMA4a 1hr 3 004820	2.6305	2.6314	29509.44	29510.44	1.00	1.13	1.13	1.13	68	13.3
26-Jun-20	08:45	Rainy	CMA4a 1hr 1 004849	2.6176	2.6198	29534.44	29535.44	1.00	1.14	1.14	1.14	68	32.3
26-Jun-20	09:47	Rainy	CMA4a 1hr 2 004852	2.6176	2.6195	29535.44	29536.44	1.00	1.14	1.14	1.14	68	27.9
26-Jun-20	10:49	Rainy	CMA4a 1hr 3 004853	2.6164	2.6187	29536.44	29537.44	1.00	1.14	1.14	1.14	68	33.7



Location: CMA5b - Pedestrian Plaza

Report on 24-hour TSP monitoring

Action Level ($\mu\text{g}/\text{m}^3$) - 181
Limit Level ($\mu\text{g}/\text{m}^3$) - 260

Date	Sampling Time	Weather Condition	Filter paper no.	Filter Weight, g		Elapse Time, hr		Sampling Time, hr	Flow Rate, m^3/min			Total Volume, m^3	TSP Level, $\mu\text{g}/\text{m}^3$
				Initial	Final	Initial	Final		Initial, Q_{si}	Final, Q_{sf}	Average		
27-May-20	08:00	Cloudy	CMA5b 24hr_004518	2.6141	2.6716	13988.88	14012.88	24.00	1.02	1.02	1.02	1463	39.3
02-Jun-20	08:00	Cloudy	CMA5b 24hr_003904	2.8003	2.8359	14015.88	14039.88	24.00	1.20	1.20	1.20	1722	20.7
08-Jun-20	08:00	Rainy	CMA5b 24hr_004662	2.6771	2.7266	14042.88	14066.88	24.00	1.18	1.18	1.18	1700	29.1
13-Jun-20	08:00	Rainy	CMA5b 24hr_004694	2.6844	2.7350	14069.88	14093.88	24.00	1.18	1.18	1.18	1700	29.8
19-Jun-20	08:00	Cloudy	CMA5b 24hr_003944	2.7473	2.7882	14096.88	14120.88	24.00	1.18	1.18	1.18	1700	24.1
24-Jun-20	08:00	Rainy	CMA5b 24hr_004821	2.6299	2.6742	14123.88	14147.88	24.00	1.19	1.19	1.19	1715	25.8

Report on 1-hour TSP monitoring

Action Level ($\mu\text{g}/\text{m}^3$) - 332
Limit Level ($\mu\text{g}/\text{m}^3$) - 500

Date	Sampling Time	Weather Condition	Filter paper no.	Filter Weight, g		Elapse Time, hr		Sampling Time, hr	Flow Rate, m^3/min			Total Volume, m^3	TSP Level, $\mu\text{g}/\text{m}^3$
				Initial	Final	Initial	Final		Initial, Q_{si}	Final, Q_{sf}	Average		
28-May-20	08:45	Cloudy	CMA5b 1hr_1_003901	2.7861	2.7929	14012.88	14013.88	1.00	1.02	1.02	1.02	61	111.5
28-May-20	09:50	Cloudy	CMA5b 1hr_2_003902	2.7616	2.7704	14013.88	14014.88	1.00	1.02	1.02	1.02	61	144.3
28-May-20	10:55	Cloudy	CMA5b 1hr_3_003903	2.7766	2.7823	14014.88	14015.88	1.00	1.02	1.02	1.02	61	93.4
03-Jun-20	09:10	Cloudy	CMA5b 1hr_1_004627	2.6710	2.6732	14039.88	14040.88	1.00	1.20	1.20	1.20	72	30.6
03-Jun-20	10:12	Cloudy	CMA5b 1hr_2_004650	2.6847	2.6864	14040.88	14041.88	1.00	1.20	1.20	1.20	72	23.7
03-Jun-20	13:00	Cloudy	CMA5b 1hr_3_004658	2.7067	2.7084	14041.88	14042.88	1.00	1.20	1.20	1.20	72	23.7
09-Jun-20	09:04	Cloudy	CMA5b 1hr_1_003967	2.7464	2.7489	14066.88	14067.88	1.00	1.18	1.18	1.18	71	35.3
09-Jun-20	10:06	Cloudy	CMA5b 1hr_2_004687	2.7076	2.7100	14067.88	14068.88	1.00	1.18	1.18	1.18	71	33.9
09-Jun-20	13:00	Cloudy	CMA5b 1hr_3_004691	2.6916	2.6933	14068.88	14069.88	1.00	1.18	1.18	1.18	71	24.0
15-Jun-20	09:32	Cloudy	CMA5b 1hr_1_003987	2.7619	2.7681	14093.88	14094.88	1.00	1.18	1.18	1.18	71	87.4
15-Jun-20	10:34	Cloudy	CMA5b 1hr_2_003979	2.7683	2.7720	14094.88	14095.88	1.00	1.18	1.18	1.18	71	52.2
15-Jun-20	13:00	Cloudy	CMA5b 1hr_3_003972	2.7780	2.7810	14095.88	14096.88	1.00	1.18	1.18	1.18	71	42.3
20-Jun-20	08:36	Cloudy	CMA5b 1hr_1_004626	2.6871	2.6916	14120.88	14121.88	1.00	1.18	1.18	1.18	71	63.6
20-Jun-20	09:38	Cloudy	CMA5b 1hr_2_004815	2.6411	2.6442	14121.88	14122.88	1.00	1.18	1.18	1.18	71	43.8
20-Jun-20	10:40	Cloudy	CMA5b 1hr_3_004818	2.6463	2.6476	14122.88	14123.88	1.00	1.18	1.18	1.18	71	18.4
26-Jun-20	08:32	Rainy	CMA5b 1hr_1_004847	2.6174	2.6213	14147.88	14148.88	1.00	1.19	1.19	1.19	71	54.7
26-Jun-20	09:34	Rainy	CMA5b 1hr_2_004851	2.6182	2.6210	14148.88	14149.88	1.00	1.19	1.19	1.19	71	39.2
26-Jun-20	10:36	Rainy	CMA5b 1hr_3_003916	2.7750	2.7785	14149.88	14150.88	1.00	1.19	1.19	1.19	71	49.1



Location: MA1e - International Finance Centre (Eastern Wing)

Report on 24-hour TSP monitoring

Action Level ($\mu\text{g}/\text{m}^3$) - 173.4
 Limit Level ($\mu\text{g}/\text{m}^3$) - 260

Date	Sampling Time	Weather Condition	Filter paper no.	Filter Weight, g		Elapse Time, hr		Sampling Time, hr	Flow Rate, m^3/min			Total Volume, m^3	TSP Level, $\mu\text{g}/\text{m}^3$
				Initial	Final	Initial	Final		Initial, Q_{si}	Final, Q_{sf}	Average		
27-May-20	08:00	Cloudy	MA1e 24hr 004517	2.6144	2.7015	26241.90	26265.90	24.00	1.22	1.22	1.22	1759	49.5
02-Jun-20	08:00	Cloudy	MA1e 24hr 004614	2.6843	2.7241	24268.90	24292.90	24.00	1.45	1.45	1.45	2082	19.1
08-Jun-20	08:00	Rainy	MA1e 24hr 004661	2.6590	2.7126	24295.90	24319.90	24.00	1.43	1.43	1.43	2062	26.0
13-Jun-20	08:00	Rainy	MA1e 24hr 003977	2.7712	2.8073	24322.90	24346.90	24.00	1.36	1.37	1.36	1964	18.4

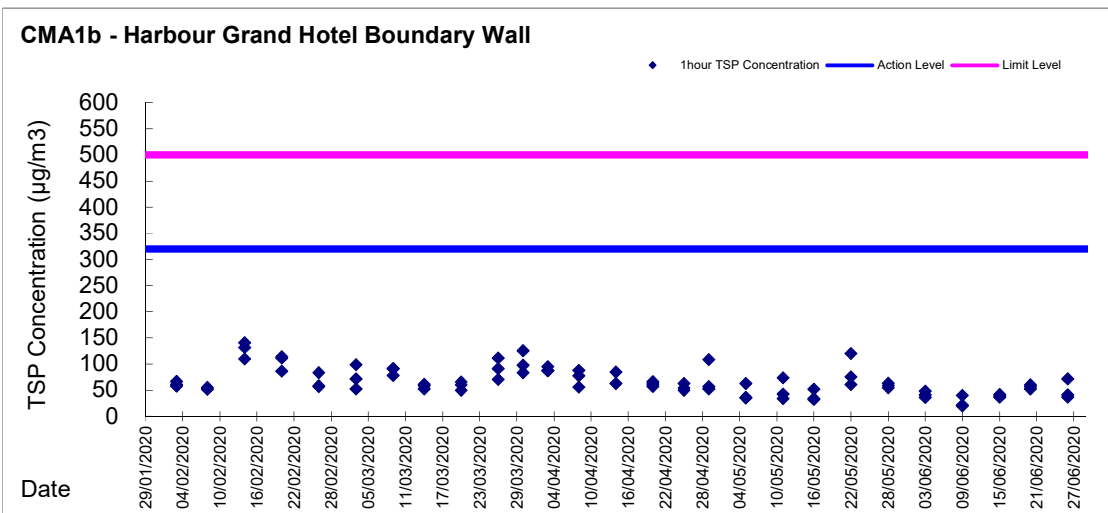
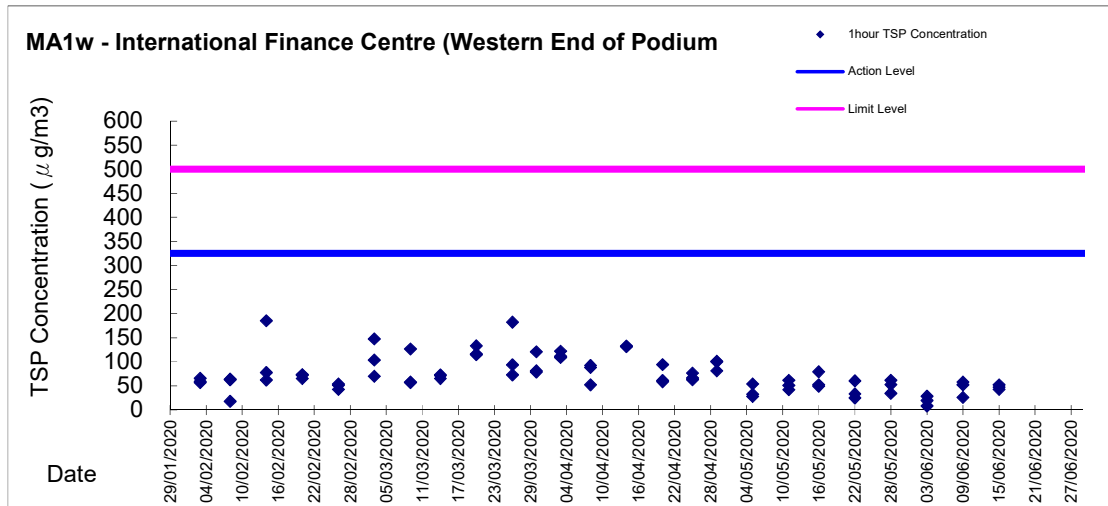
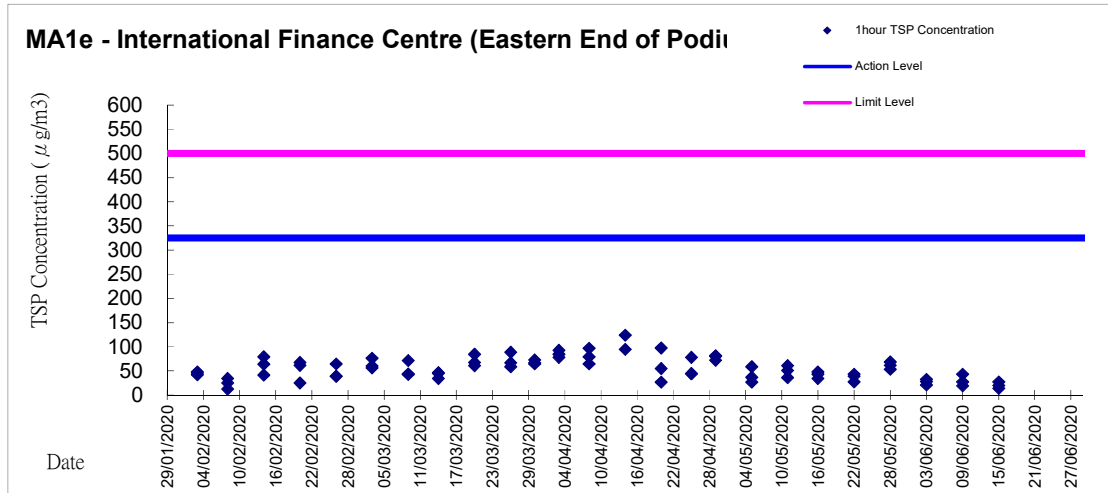
Report on 1-hour TSP monitoring

Action Level ($\mu\text{g}/\text{m}^3$) - 325.1
 Limit Level ($\mu\text{g}/\text{m}^3$) - 500

Date	Sampling Time	Weather Condition	Filter paper no.	Filter Weight, g		Elapse Time, hr		Sampling Time, hr	Flow Rate, m^3/min			Total Volume, m^3	TSP Level, $\mu\text{g}/\text{m}^3$
				Initial	Final	Initial	Final		Initial, Q_{si}	Final, Q_{sf}	Average		
28-May-20	08:49	Cloudy	MA1e 1hr 1 004623	2.6960	2.7005	26265.90	26266.90	1.00	1.22	1.22	1.22	73	61.4
28-May-20	09:51	Cloudy	MA1e 1hr 2 004621	2.6866	2.6916	26266.90	26267.90	1.00	1.22	1.22	1.22	73	68.2
28-May-20	10:53	Cloudy	MA1e 1hr 3 004619	2.6936	2.6975	26267.90	26268.90	1.00	1.22	1.22	1.22	73	53.2
03-Jun-20	08:42	Cloudy	MA1e 1hr 1 004629	2.6905	2.6933	24292.90	24293.90	1.00	1.45	1.45	1.45	87	32.3
03-Jun-20	09:47	Cloudy	MA1e 1hr 2 004649	2.6832	2.6856	24293.90	24294.90	1.00	1.45	1.45	1.45	87	27.7
03-Jun-20	13:00	Cloudy	MA1e 1hr 3 004657	2.6825	2.6843	24294.90	24295.90	1.00	1.45	1.45	1.45	87	20.7
09-Jun-20	08:42	Cloudy	MA1e 1hr 1 004673	2.7133	2.7156	24319.90	24320.90	1.00	1.43	1.43	1.43	86	26.8
09-Jun-20	09:44	Cloudy	MA1e 1hr 2 003962	2.7561	2.7598	24320.90	24321.90	1.00	1.43	1.43	1.43	86	43.1
09-Jun-20	13:00	Cloudy	MA1e 1hr 3 004689	2.7049	2.7065	24321.90	24322.90	1.00	1.43	1.43	1.43	86	18.6
15-Jun-20	09:12	Cloudy	MA1e 1hr 1 004675	2.7006	2.7017	24346.90	24347.90	1.00	1.37	1.37	1.37	82	13.4
15-Jun-20	10:15	Cloudy	MA1e 1hr 2 003980	2.7738	2.7754	24347.90	24348.90	1.00	1.37	1.37	1.37	82	19.5
15-Jun-20	13:00	Cloudy	MA1e 1hr 3 003973	2.7702	2.7724	24348.90	24349.90	1.00	1.37	1.37	1.37	82	26.9

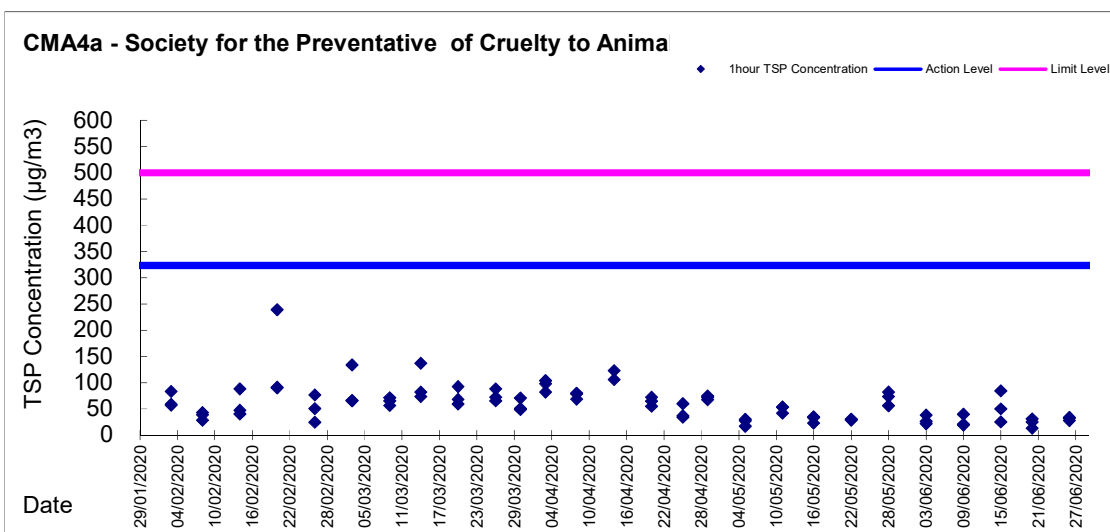
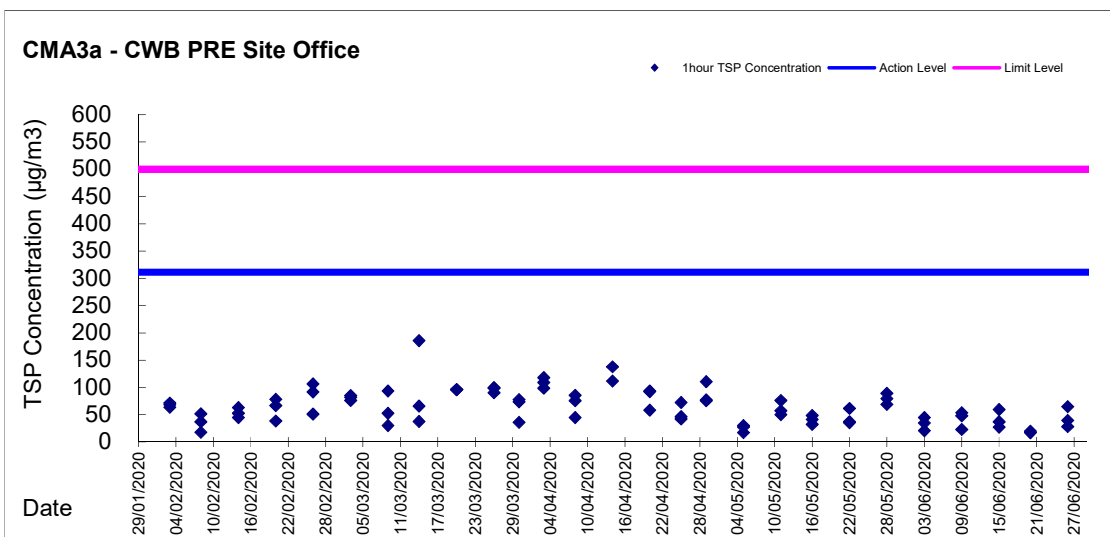
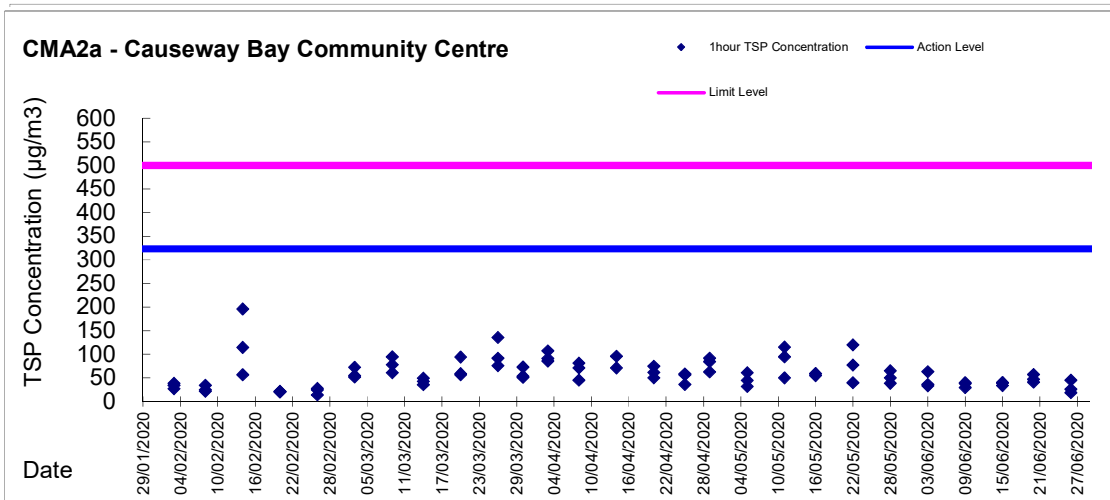


Graphic Presentation of 1 hour TSP Result

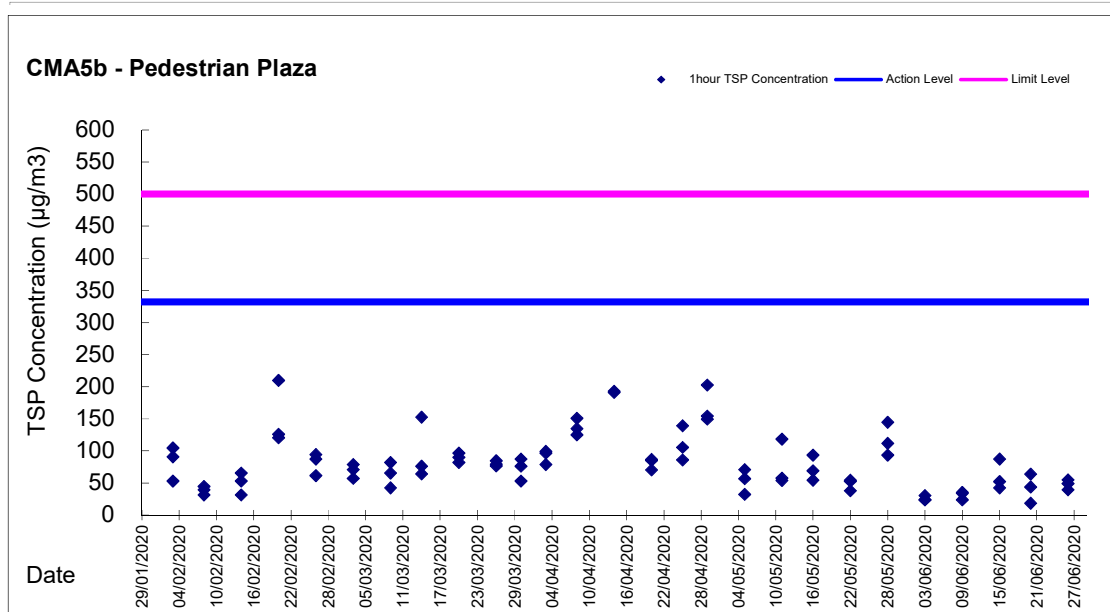




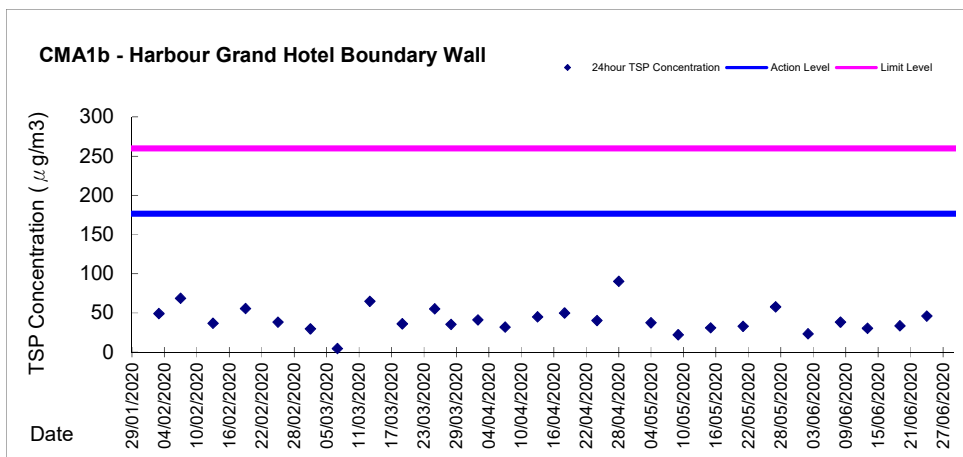
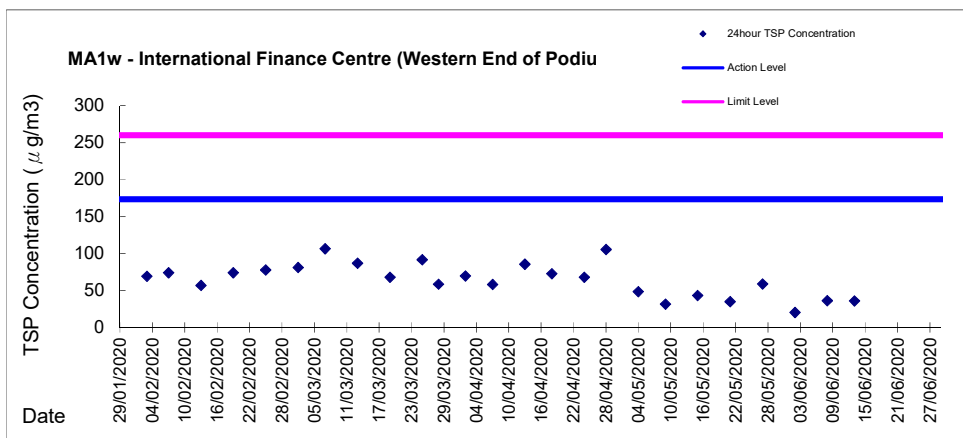
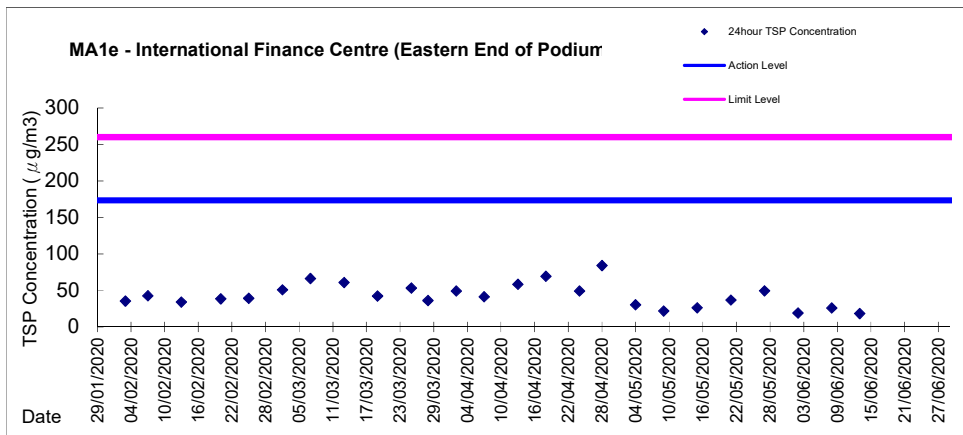
Graphic Presentation of 1 hour TSP Result



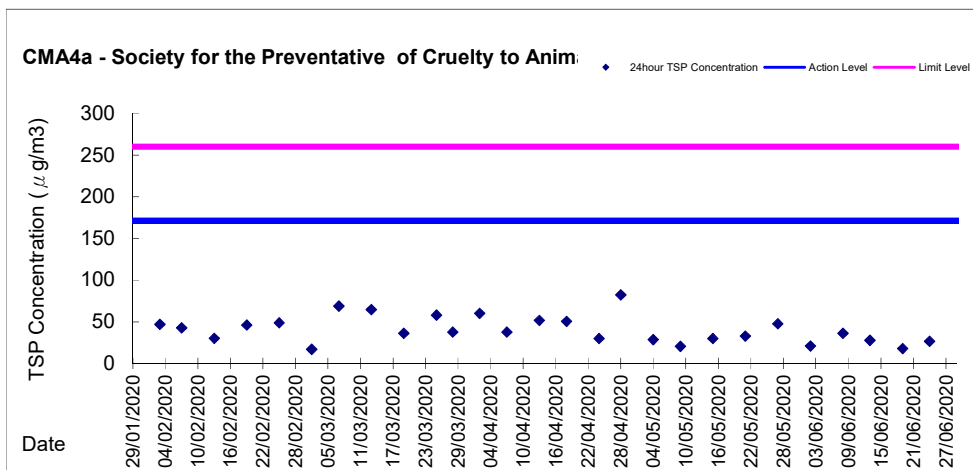
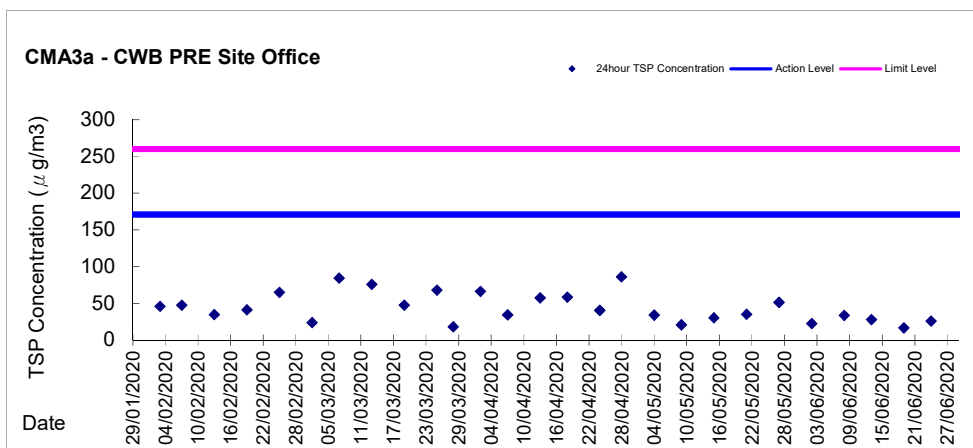
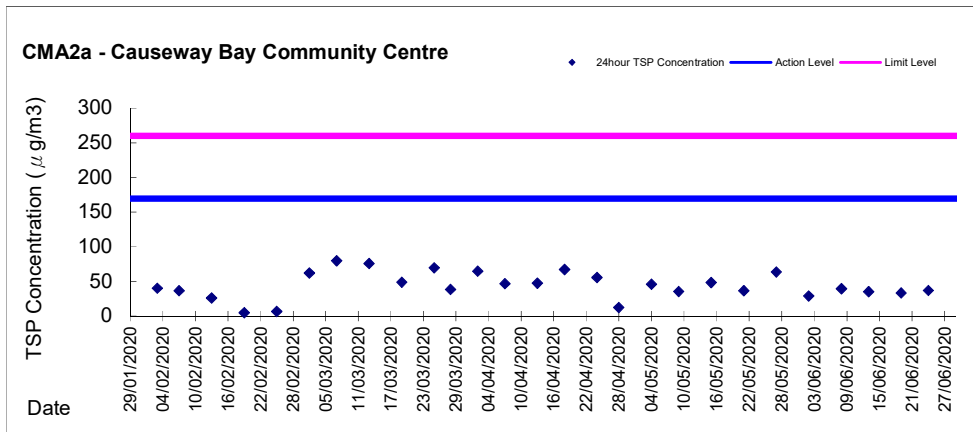
Graphic Presentation of 1 hour TSP Result



Graphic Presentation of 24 hour TSP Result



Graphic Presentation of 24 hour TSP Result





Graphic Presentation of 24 hour TSP Result

